


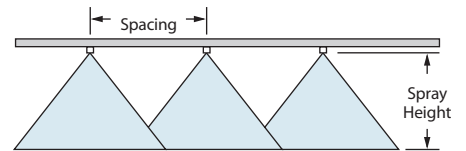


FullJet® Wide Angle Full Cone Spray Tips



Features:

- Large droplets to reduce drift.
- Excellent spray distribution over a range of pressures 15–40 PSI (1–3 bar).
- Ideal for use on rigs with sprayer controllers.
- Wide spray angle allows use on 40" (100 cm) spacings.
- Available in VisiFlo® color-coding system in all stainless steel or Celcon® with stainless steel vane.
- Can be used with CP25607-* -NY for Quick TeeJet® connection. Reference page 64 for more information.

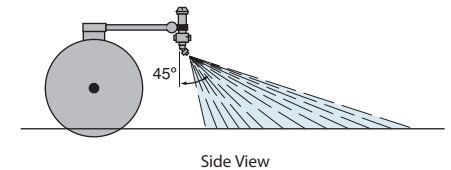


Optimum Spray Height

Spacing	Spray Height
40"	20"
30"	30"
20"	39"

FullJet nozzles should be angled 30°–45° from vertical for uniform spray distribution.

*Wide angle spray nozzle height is influenced by nozzle orientation. The critical factor is to achieve a minimum 30% overlap.



Nozzle	PSI	CAPACITY ONE NOZZLE IN GPM	CAPACITY ONE NOZZLE IN OZ./MIN.	40" Spacing								20" Spacing			
				GPA								GALLONS PER 1000 SQ. FT.			
				3 MPH	4 MPH	5 MPH	6 MPH	7 MPH	8 MPH	10 MPH	2 MPH	3 MPH	4 MPH	5 MPH	
FL-5	15	0.34	44	16.8	12.6	10.1	8.4	7.2	6.3	5.0	1.2	0.77	0.58	0.46	
	20	0.38	49	18.8	14.1	11.3	9.4	8.1	7.1	5.6	1.3	0.86	0.65	0.52	
	30	0.46	59	23	17.1	13.7	11.4	9.8	8.5	6.8	1.6	1.0	0.78	0.63	
	40	0.50	64	25	18.6	14.9	12.4	10.6	9.3	7.4	1.7	1.1	0.85	0.68	
FL-6.5	15	0.42	54	21	15.6	12.5	10.4	8.9	7.8	6.2	1.4	0.95	0.71	0.57	
	20	0.48	61	24	17.8	14.3	11.9	10.2	8.9	7.1	1.6	1.1	0.82	0.65	
	30	0.57	73	28	21	16.9	14.1	12.1	10.6	8.5	1.9	1.3	0.97	0.78	
	40	0.65	83	32	24	19.3	16.1	13.8	12.1	9.7	2.2	1.5	1.1	0.88	
FL-8	15	0.51	65	25	18.9	15.1	12.6	10.8	9.5	7.6	1.7	1.2	0.87	0.69	
	20	0.58	74	29	22	17.2	14.4	12.3	10.8	8.6	2.0	1.3	0.99	0.79	
	30	0.70	90	35	26	21	17.3	14.9	13.0	10.4	2.4	1.6	1.2	0.95	
	40	0.80	102	40	30	24	19.8	17.0	14.9	11.9	2.7	1.8	1.4	1.1	
FL-10	15	0.67	86	33	25	19.9	16.6	14.2	12.4	9.9	2.3	1.5	1.1	0.91	
	20	0.76	97	38	28	23	18.8	16.1	14.1	11.3	2.6	1.7	1.3	1.0	
	30	0.91	116	45	34	27	23	19.3	16.9	13.5	3.1	2.1	1.5	1.2	
	40	1.00	128	50	37	30	25	21	18.6	14.9	3.4	2.3	1.7	1.4	
FL-15	15	0.97	124	48	36	29	24	21	18.0	14.4	3.3	2.2	1.6	1.3	
	20	1.11	142	55	41	33	27	24	21	16	3.8	2.5	1.9	1.5	
	30	1.32	169	65	49	39	33	28	25	20	4.5	3.0	2.2	1.8	
	40	1.50	192	74	56	45	37	32	28	22	5.1	3.4	2.6	2.0	

Note: Always double check your application rates. Tabulations are based on spraying water at 70°F (21°C). See pages 136–157 for useful formulas and other information.

How to order:

Specify tip number.

Examples:

FL-5SVS – Stainless Steel with VisiFlo color-coding

FL-5VC – Celcon with Stainless Steel vane and VisiFlo color-coding