



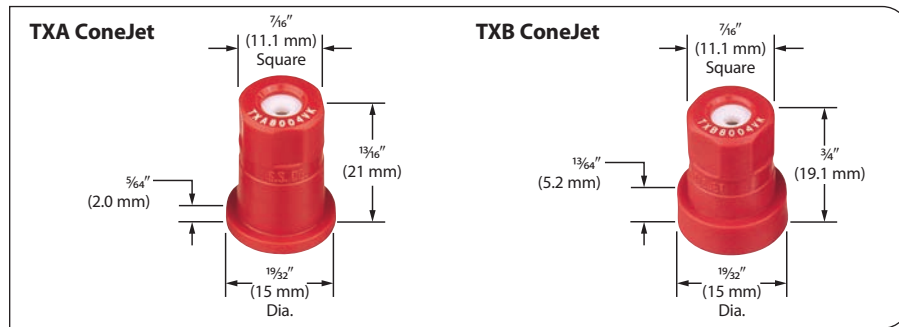
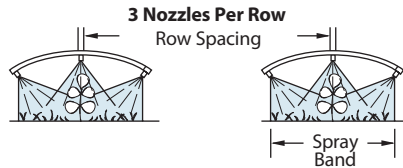
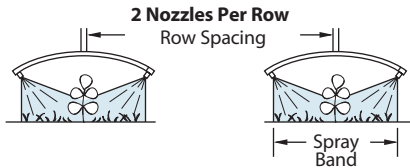
Typical Applications:

See selection guide on page 5 for recommended typical applications for ConeJet tips.

Features:

- Polypropylene body and ceramic orifice insert for long wear life.
- Resists corrosion.

- Accepts more abrasive materials.
- Popular nozzle sizes fit most sprayers.
- Operating pressures to 300 PSI (20 bar).
- Incorporates ISO color-coding scheme.
- Ideal for banding with two or three nozzles over the row.
- Finely atomized spray pattern provides thorough coverage.



GPA CONVERSION FACTORS*	30"	
	8"	3.75
10"	3.00	
12"	2.50	
15"	2.00	

*To find GPA rate on band widths, multiply the tabulated GPA for ROW SPACING by the conversion factors.

How to order:

Specify tip number.

Example:

TXA8004VK – Ceramic with VisiFlo color-coding



Tip	PSI	DROP SIZE	CAPACITY TWO NOZZLES IN GPM	CAPACITY TWO NOZZLES IN OZ./MIN.	GPA \triangle 30" \triangle					PSI	CAPACITY THREE NOZZLES IN GPM	CAPACITY THREE NOZZLES IN OZ./MIN.	GPA \triangle 30" \triangle				
					3 MPH	4 MPH	5 MPH	6 MPH	7 MPH				3 MPH	4 MPH	5 MPH	6 MPH	7 MPH
TXA800050VK	40	VF	0.10	13	6.6	5.0	4.0	3.3	2.8	40	0.15	19	9.9	7.4	5.9	5.0	4.2
TXB800050VK (100)	60	VF	0.12	15	7.9	5.9	4.8	4.0	3.4	60	0.18	23	11.9	8.9	7.1	5.9	5.1
	80	VF	0.14	18	9.2	6.9	5.5	4.6	4.0	80	0.20	26	13.2	9.9	7.9	6.6	5.7
	100	VF	0.15	19	9.9	7.4	5.9	5.0	4.2	100	0.22	28	14.5	10.9	8.7	7.3	6.2
	125	VF	0.16	20	10.6	7.9	6.3	5.3	4.5	125	0.25	32	16.5	12.4	9.9	8.3	7.1
TXA800067VK	40	VF	0.13	17	8.6	6.4	5.1	4.3	3.7	40	0.20	26	13.2	9.9	7.9	6.6	5.7
TXB800067VK (50)	60	VF	0.16	20	10.6	7.9	6.3	5.3	4.5	60	0.24	31	15.8	11.9	9.5	7.9	6.8
	80	VF	0.18	23	11.9	8.9	7.1	5.9	5.1	80	0.27	35	17.8	13.4	10.7	8.9	7.6
	100	VF	0.20	26	13.4	10.0	8.0	6.7	5.7	100	0.30	39	20	15.0	12.0	10.0	8.6
	125	VF	0.22	29	14.8	11.1	8.9	7.4	6.3	125	0.34	43	22	16.6	13.3	11.1	9.5
TXA8001VK	40	F	0.20	26	13.2	9.9	7.9	6.6	5.7	40	0.30	38	19.8	14.9	11.9	9.9	8.5
TXB8001VK (50)	60	VF	0.24	31	15.9	11.9	9.5	7.9	6.8	60	0.36	46	24	17.9	14.3	11.9	10.2
	80	VF	0.27	35	18.1	13.6	10.9	9.1	7.8	80	0.41	53	27	20	16.3	13.6	11.6
	100	VF	0.30	39	20	15.0	12.0	10.0	8.6	100	0.46	58	30	23	18.0	15.0	12.9
	125	VF	0.34	43	22	16.6	13.3	11.1	9.5	125	0.50	65	33	25	20	16.6	14.3
TXA80015VK	40	F	0.30	38	19.8	14.9	11.9	9.9	8.5	40	0.45	58	30	22	17.8	14.9	12.7
TXB80015VK (50)	60	F	0.36	47	24	18.0	14.4	12.0	10.3	60	0.55	70	36	27	22	18.0	15.5
	80	VF	0.42	53	28	21	16.5	13.8	11.8	80	0.63	80	41	31	25	21	17.7
	100	VF	0.46	60	31	23	18.4	15.3	13.1	100	0.70	89	46	35	28	23	19.7
	125	VF	0.52	66	34	26	20	17.1	14.6	125	0.78	99	51	38	31	26	22
TXA8002VK	40	F	0.40	51	26	19.8	15.8	13.2	11.3	40	0.60	77	40	30	24	19.8	17.0
TXB8002VK (50)	60	F	0.49	62	32	24	19.2	16.0	13.7	60	0.73	93	48	36	29	24	21
	80	VF	0.56	71	37	28	22	18.4	15.8	80	0.84	107	55	41	33	28	24
	100	VF	0.62	79	41	31	25	20	17.5	100	0.93	119	61	46	37	31	26
	125	VF	0.69	88	46	34	27	23	19.5	125	1.03	132	68	51	41	34	29
TXA8003VK	40	F	0.60	77	40	30	24	19.8	17.0	40	0.90	115	59	45	36	30	25
TXB8003VK (50)	60	F	0.73	94	48	36	29	24	21	60	1.10	141	73	54	44	36	31
	80	F	0.85	108	56	42	34	28	24	80	1.27	162	84	63	50	42	36
	100	VF	0.94	121	62	47	37	31	27	100	1.42	181	94	70	56	47	40
	125	VF	1.06	135	70	52	42	35	30	125	1.58	203	105	78	63	52	45
TXA8004VK	40	F	0.80	102	53	40	32	26	23	40	1.20	154	79	59	48	40	34
TXB8004VK (50)	60	F	0.98	125	65	48	39	32	28	60	1.47	188	97	73	58	48	42
	80	F	1.13	144	74	56	45	37	32	80	1.69	217	112	84	67	56	48
	100	VF	1.26	161	83	62	50	42	36	100	1.89	242	125	94	75	62	53
	125	VF	1.41	180	93	70	56	46	40	125	2.11	270	139	105	84	70	60

Note: Always double check your application rates. Tabulations are based on spraying water at 70°F (21°C). See pages 136–157 for useful formulas and other information.